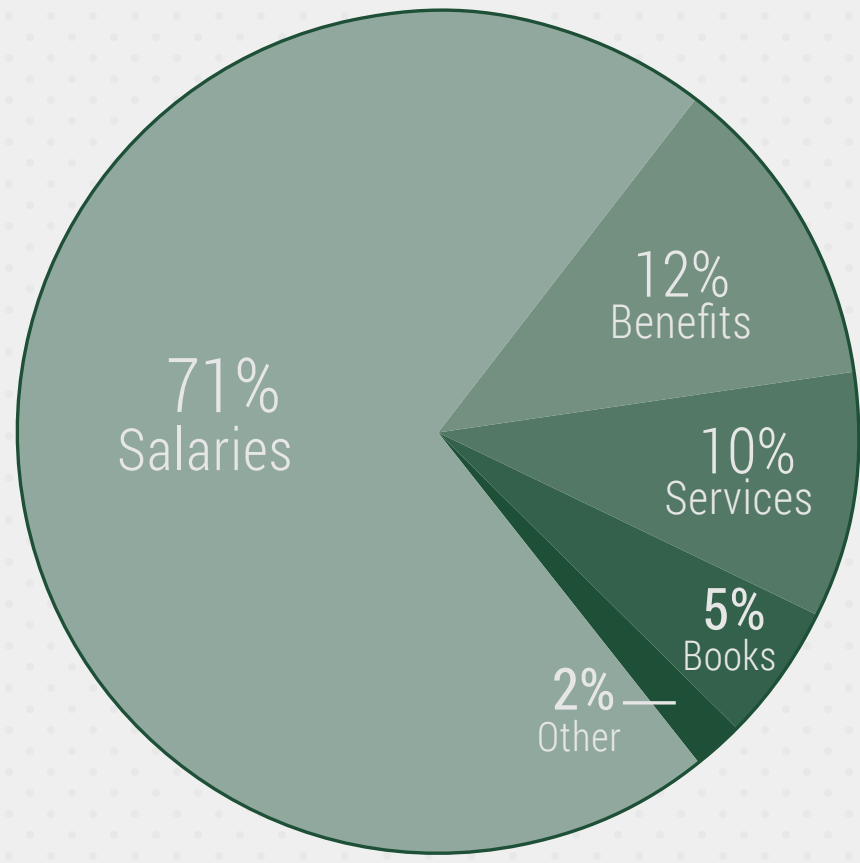


Local Control and Accountability Plan

Fremont USD
2016-17 Highlights

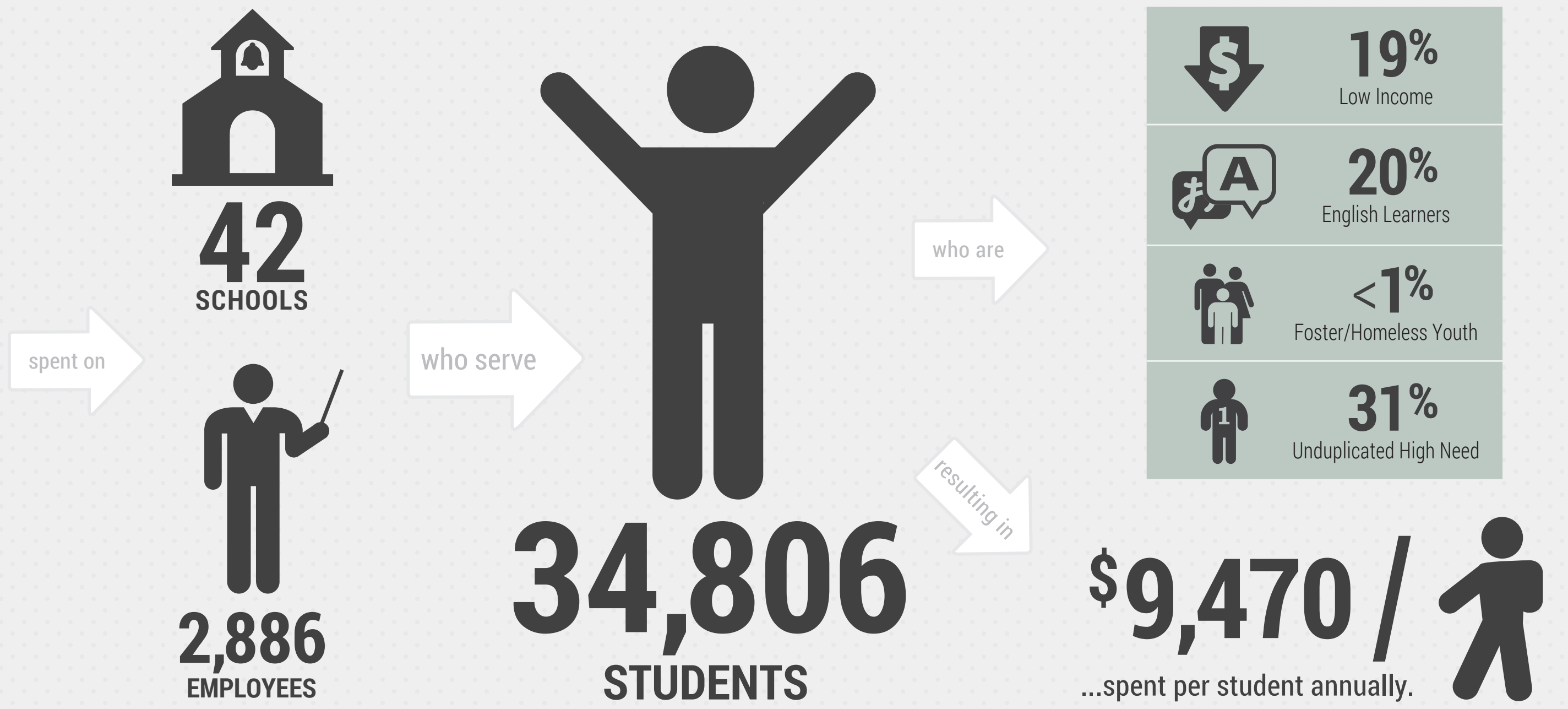


District Overview



\$331,177,483

Fremont USD's projected total 2016-17 budget...



2016-17 EXPECTED SERVICE IMPROVEMENT

↑ 6%

2016-17 EXPECTED SERVICE IMPROVEMENT USING

\$14,469,034

IN TOTAL CONCENTRATION & SUPPLEMENTAL GRANTS VS.

Total Specified 2016-17 LCAP Expenditures: **\$19,922,469**

= **137%** Towards Full Support of Targeted Students

GOAL #1 INVESTING \$9,566,650




Effective learning environment

HIGHLIGHTED ACTIONS, EXPENDITURES & TARGETS

1.1 - Build PLCs across district	\$514,532	All Students
1.2 - Ongoing PAR & induction to retain highly qualified teachers	\$745,265	All Students
1.3 - Provide adequate personnel & resources to maintain facilities	\$2,448,126	All Students
1.4 - Address technology gaps to increase equity of resources	\$250,000	EL, LI, Homeless
1.5 - Provide supplemental materials to support achievement in CA Standards	\$600,000	All Students
1.6 - Teacher collaboration time for unduplicated student achievement	\$2,773,577	EL, LI, Homeless
1.7 - Provide quality PD for all staff	\$495,000	All Students
1.8 - Instructional coaches support Math, ELA, Social Science & Science	\$1,052,804	EL, LI, Homeless
1.9 - Train curriculum & instruction liaison at all sites	\$472,346	Homeless
1.10 - Support ELD & ELA standards annual growth	\$215,000	All Students

GOAL #2 INVESTING \$1,138,917



Quality instruction to increase student achievement

HIGHLIGHTED ACTIONS, EXPENDITURES & TARGETS

2.1 - Develop district-wide assessments that are practical and useful	\$31,514	All Students
2.2 - Create vertical articulation opportunities to establish college/career readiness	\$16,136	EL, LI, Homeless
2.3 - Support New-Comers, LTELs, & RFEP to increase proficiency (supplemental services, personnel)	\$858,767	EL & RFEP
2.4 - Implement AP Potential program	\$50,000	EL, LI, Homeless
2.5 - Increase language/literacy skills across all subjects district-wide	\$107,500	EL, LI, Homeless
2.6 - Maintain elementary after-school band program (FEF partnership)	\$75,000	All Students

GOAL #3 INVESTING \$5,001,764



Reduce barriers to ensure academic success

HIGHLIGHTED ACTIONS, EXPENDITURES & TARGETS

3.1 - Expand AVID program	\$678,094	EL
3.2 - Create a coordinated MTSS for academic & behavioral interventions	\$863,626	EL, LI, Homeless
3.3 - Increase unduplicated achievement through summer school programs	\$1,160,542	EL, LI, Homeless
3.4 - Reduce truancy with training for admin, support staff & counselors on effective early interventions	\$69,241	Homeless
3.5 - Provide TK-12 opportunities to experience real-world career choices	\$206,164	All Students
3.6 - Provide extra resources to support unduplicated students at high-needs elementary sites	\$1,660,692	EL, LI, Homeless
3.7 - Resources & support for dual immersion language programs	\$100,000	EL & RFEP
3.8 - Expand course offerings for New Comers / LTELs & establish department chairs at JH & HS	\$263,405	EL

GOAL #4 INVESTING \$4,215,138



Family & community partnerships

HIGHLIGHTED ACTIONS, EXPENDITURES & TARGETS

4.1 - District-wide web-based notification & communication services	\$79,010	All
4.2 - Connect parents & unduplicated students to resources	\$147,040	EL, LI, Homeless
4.3 - High interest parent workshops & unduplicated parent participation	\$60,000	EL, LI, Homeless
4.4 - Parents & student information / education on college & career readiness expectations	\$95,000	EL, LI, Homeless
4.5 - Maintain personnel to support English Learner families	\$1,432,889	EL & RFEP
4.6 - Implement COST model to identify & monitor interventions	\$241,529	All Students
4.7 - Secondary & elementary counselors for unduplicated student support	\$2,084,670	EL, LI, Homeless
4.8 - Restorative practices implementation to improve school climate	\$75,000	All Students

